



Travi rustiche

Rustic beams



Le travi a vista in poliuretano vengono fornite con quattro sezioni e varie lunghezze. La loro applicazione è molto semplice, e per la posa è opportuno attenersi alle istruzioni di montaggio di seguito riportate.

Le travi a vista in poliuretano sono realizzate con finitura legno oppure grezze.

Beams at sight in polyurethane are supplied in 4 sections and different lengths. Their applying is very easy and for the lay is advisable to respect the instructions here following.

Beams at sight in polyurethane are available in both wood finishing and no finishing material (not painted).




LEGNO
WOOD

T09	STB15
T12	STB20
T20	STB25
T17	NT06
T28	NT10
MB25	PM09
MB30	PM12
STB10	




GREZZO
NOT PAINTED


T09G	STB15G
T12G	STB20G
T20G	STB25G
T17G	NT06G
T28G	NT10G
MB25G	PM09G
MB30G	PM12G
STB10G	



T09




T12




T20


Tavola per soffitti
Board for roof




T17




T28




MB25



MB30




STB10




STB15




Travi rustiche Rustic beams




STB20



STB25




NT06




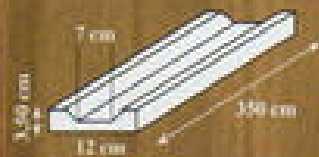
NT10

Tavola per pareti
Board for walls



PM09

Tavola per pareti
Board for walls



PM12

Le mensole a vista in poliuretano sono realizzate con finitura legno oppure grezze.

Consoles at sight in polyurethane are available in both wood finishing and no finishing material (not painted).

Mensole rustiche Rustic Consoles



cm. 9,5 x 7,5 x 11 h.

M9



cm. 10 x 11 x 14 h.

M12



LEGNO
WOOD

M09	STC15
M12	STC20
M20	STC25
M22	M25
M16	M26
M23	M30
M60	M31
STC10	CT01



cm. 19 x 17 x 22,5 h.

M20



GREZZO
NOT PAINTED

M09G	STC15G
M12G	STC20G
M20G	STC25G
M22G	M25G
M16G	M26G
M23G	M30G
M60G	M31G
STC10G	CT01G



cm. 16 x 9,5 x 28 h.

M16



Mensole rustiche

Rustic Consoles



cm. 22 x 12,5 x 27,5 h.

M22



cm. 23 x 12 x 46 h.

M23



cm. 60 x 8 x 69 h.

M60



cm. 13 x 11,5 x 13 h.

STC10



cm. 15 x 14 x 15 h.

STC15



Per la posa
consigliamo l'adesivo
PUFINO

For the laying
adhesive we use
PUFINO



cm. 15 x 19 x 15 h.

STC20



cm. 30 x 19 x 45 h.

STC25



cm. 35 x 15 x 47 h.

M25



cm. 28 x 16 x 26h.

M26



cm. 30 x 19 x 30 h.

M31



cm. 28 x 20 x 45 h.

M30

Pannello di copertura per tetti interni
Shingle panel for interior roof



CT01



**Staffa
Joint**



Polyuretham

Poliuretano

Travi rustiche Rustic beams

Travi poliuretano Polyurethane beams		3 mm.	3,5 mm.	4-5 mm.
T9		●		
T12		●	●	
T17		●	●	
T20		●	●	
T28		●		
HT08		●		
HT10		●		
PM9		●		
PM12		●		

ISOCOLL Special PU/TIXO

è un prodotto adesivo elastico monocomponente a base poliuretanic, specifico per realizzare incollaggi elastici, resistenti in interno ed esterno e saldature elastiche. Prodotto verniciabile. Cartucce metalliche da 310 ml.



ISOCOLL Special PU/TIXO

is an adhesive elastic monocomponent with polyurethanic base product, specific in order to realize elastic sticking, resistant in inside and outside and elastic weldings.

Vernishing product. Metallic cartridges of 310 ml.

Larghezza interna trave
Breath inside beam




Praticare foro per applicazione al soffitto
Fix the piece of wood on ceiling



Praticare foro per applicazione al soffitto
Fix the piece of wood on ceiling

Biocaggio della trave al tassello con chiodi laterali
Fix the beam with nails or screw



Esecuzione finale di montaggio.
Si consiglia di fissare un tassello ogni metro
One piece of wood each meter


Fioriere Pots



W01



W02



W03



W04



W05

Travi poliuretano Polyurethane beams		3 ml.	3,5 ml.	4,5 ml.
MB25				●
MB30				●
STB10				●
STB15				●
STB20				●
STB25				●

